


FEATURES

- PCI EXPRESS MINI CARD (mPCIe) TYPE F1, WITH LATCHING I/O CONNECTORS
- CHANGE-OF-STATE (CoS) DETECTION IRQ GENERATION
- 9" CABLE (228MM), STANDARD
- PANEL-MOUNTABLE DB-37F ISOLATION MODULE
- 8 OR 4 OPTICALLY-ISOLATED NON-POLARIZED INPUTS UP TO 31VDC/AC
- 8 OR 4 FULLY PROTECTED HIGH-SIDE FET OUTPUTS SWITCH FROM 5 TO 34VDC AT UP TO 2A
- 8 LVTTTL I/O LINES PROGRAMMABLE AS INPUTS OR OUTPUTS IN GROUPS OF 4 LINES
- AVAILABLE INDUSTRIAL TEMP (-40°C TO +85°C), ROHS STANDARD

MODELS mPCIe-IDIO-8 AND mPCIe-IDIO-4



FUNCTIONAL DESCRIPTION

The mPCIe-IDIO-8 consists of a type F1 PCI Express Mini Card (mPCIe) interface board that connects to a Mobile-ITX-sized, DB-37F Isolation Module via an included 9" cable. That module is designed to be easily panel-mounted in any application environment. It uses the high speed PCI Express bus to transfer digital data to and from the card. The digital I/O is compatible with 8255 PPI chips making it easy to program. This allows for simple and trouble-free migration from other ACCES PCI and PCI Express digital I/O cards, but also provides for advanced features enabled by the onboard FPGA logic.

The mPCIe-IDIO cards are well suited to complex environments, mitigating otherwise challenging ground-loops, high-common-mode, and transient voltage spikes common in electrically-noisy industrial or factory locations. The broad voltage compatibility and high current outputs allows use in a wide range of applications.

The non-polarized inputs support both AC and DC, and configuration jumpers allow 4.7ms input filters to be enabled per-channel, as desired – required for AC use. The Isolated Inputs support voltages from 3 to 31 VDC/VAC RMS [40Hz to 10000Hz], as well as standard 12/24 AC control transformer signals.

The outputs are fully protected High-Side Power MOSFETs capable of switching from 5 to 34VDC at up to 2A continuous-current load with 10A max current allowed (VBB0 = 5A, VBB1 = 5A).


SPECIAL ORDER

Please contact ACCES with your precise requirement. Examples of special orders would be conformal coating, custom software or product labelling, and more. We will work with you to provide *exactly* what is required.

ACCESSORIES

Available accessories include:

- | | |
|------------------|---------------------------------|
| ADAP37M, STB-37 | 37-pin Screw Terminal Accessory |
| mPCIe-HDW-KIT2 | Mounting hardware for 2mm |
| mPCIe-HDW-KIT2.5 | Mounting hardware for 2.5mm |

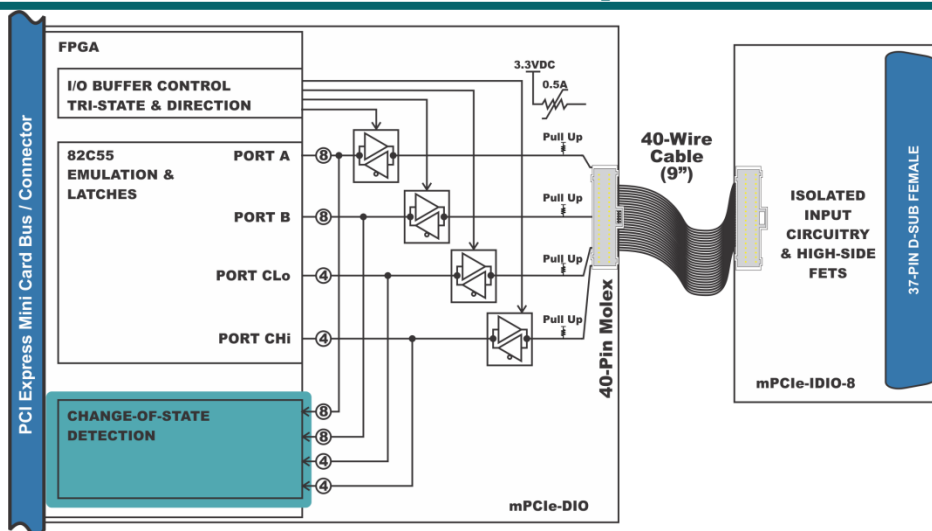


SOFTWARE

The card is supported for use in most operating systems and includes a free DOS, Linux, and Windows 2000/XP/2003/Vista/7/8/10 compatible software package. This package contains sample programs and source code in Visual Basic, Delphi, and Visual C++ for Windows. Also provided is a graphical setup program in Windows. Linux support includes installation files and basic samples for programming from user level via an open source kernel driver. Third party support includes a Windows standard DLL interface usable from the most popular application programs, and includes LabVIEW 8.5+ VIs. Embedded OS support includes Windows XPe, WES7, WES8, etc. Full register-level documentation of all features ensures easy compatibility in any application environment.

Distributed by:





PC Interface

PCI Express Mini Card Type F1 "Full Length"

Note: Device's connector violates component height restrictions

Isolated Inputs

Number	8 (or 4)
Type	Non-polarized, optically isolated from each other and from the computer (CMOS compatible)
Voltage	3 to 31 DC or AC RMS (40 to 1000Hz)
Isolation	500V channel-to-ground and channel-to-channel
Resistance	1.8KΩ in series with opto-coupler
Filter Response	Rise-time 4.7 ms Fall-time 4.7 ms
No-Filter	Rise-time 10 μs Fall-time 30 μs

FET Outputs & Digital I/O Lines

Number	8 (or 4)
Type	High Side Power MOSFET Switch. Protected against short-circuit, over-temp, ESD; drives inductive loads.
Voltage Range	5-34VDC recommended (customer supplied) for continuous use, 40VDC absolute maximum
Current Rating	2A maximum
Turn On time	90μsec (typical)
Turn Off time	110μsec (typical)
Digital Inputs	Logic High 2.0V to VCCIO (3.3VDC, 5VDC tolerant)
8 or 4 LVTTTL	Logic Low 0V to 0.8V
Digital Outputs	Logic High 2.0V (min) 24mA source
8 or 4 LVTTTL	Logic Low 0.55V (max) 24mA sink

Environmental

Temperature Operating 0°C to 70°C (order "-T" for -40° to 85°C)

Storage -65° to 150°C

Humidity 5% to 95%, non-condensing

Power required +3.3VDC @ 360mA (typical)

Physical

mPCIe board characteristics

Weight	6.2 grams
Size	Length 50.95mm (2.006") Width 30.00mm (1.181")

I/O connector On-card Molex 501190-4017 40-pin latching mating Molex 501189-4010

Isolation Module characteristics

Weight	38.2 grams (+ 11.2 grams for the 9" cable)
Size (Mobile-ITX sized)	Length 2.952" Width 1.772"

I/O connector On-module Female, D-Sub Miniature, 37-pin mating Male, D-Sub Miniature, 37-pin

Signal Definitions

Signal	Meanings
IN A	Non-Polarized Isolated Input "A" Side
IN B	Non-Polarized Isolated Input "B" Side
OUT +	FET Output pin
RETURN	OUT - for all FETs (0-7)*
VBB 0	Compliance Voltage for FETs 0-3*
VBB 1	Compliance Voltage for FETs 4-7*
LVTTTL I/O	Digital I/O pin (3.3VDC, +5VDC tolerant)

Signals noted with an * are present both on the DB37F connector, and a 3 position screw terminal for connecting the external 5 to 34VDC power supply. Total amperage allowed is 10A (VBB0 = 5A, VBB1 = 5A).

DB-37 Female Pinout

1	IN A 7	20	IN B 7
2	IN A 6	21	IN B 6
3	IN A 5	22	IN B 5
4	IN A 4	23	IN B 4
5	IN A 3	24	IN B 3
6	IN A 2	25	IN B 2
7	IN A 1	26	IN B 1
8	IN A 0	27	IN B 0
9	GND	28	LVTTTL 4
10	LVTTTL 0	29	LVTTTL 5
11	LVTTTL 1	30	LVTTTL 6
12	LVTTTL 2	31	LVTTTL 7
13	LVTTTL 3	32	RETURN*
14	VBB 0*	33	VBB 1*
15	VBB 0*	34	OUT + 4
16	OUT + 0	35	OUT + 5
17	OUT + 1	36	OUT + 6
18	OUT + 2	37	OUT + 7
19	OUT + 3		

ORDERING GUIDE

mPCIe-IDIO-8 8 Isolated Input, 8 FET Output mPCIe Card

mPCIe-IDIO-4 4 Isolated Input, 4 FET Output mPCIe Card

Add -T to your model # for Industrial Temperature Option (-40° to 85°C)

Distributed by:



The Netherlands



Elektrostraat 17
NL-7483 PG Haaksbergen

T: +31 (0)53 573 33 33
F: +31 (0)53 573 33 30
E: nl@texim-europe.com

Belgium



Zuiderlaan 14 bus 10
B-1731 Zellik

T: +32 (0)2 462 01 00
F: +32 (0)2 462 01 25
E: belgium@texim-europe.com

UK & Ireland



St. Mary's House, Church Lane
Carlton Le Moorland
Lincoln LN5 9HS

T: +44 (0)1522 789 555
F: +44 (0)845 299 22 26
E: uk@texim-europe.com

Germany North



Bahnhofstrasse 92
D-25451 Quickborn

T: +49 (0)4106 627 07-0
F: +49 (0)4106 627 07-20
E: germany@texim-europe.com

Germany South



Martin-Kollar-Strasse 9
D-81829 München

T: +49 (0)89 436 086-0
F: +49 (0)89 436 086-19
E: germany@texim-europe.com

Austria



Warwitzstrasse 9
A-5020 Salzburg

T: +43 (0)662 216 026
F: +43 (0)662 216 026-66
E: austria@texim-europe.com

Nordic region



Sdr. Jagtvej 12
DK-2970 Hørsholm

T: +45 88 20 26 30
F: +45 88 20 26 39
E: nordic@texim-europe.com

General information



info@texim-europe.com
www.texim-europe.com